

SUMMARY OF APPROPRIATIONS, ALLOTMENTS, OBLIGATIONS AND BALANCES BY OBJECT OF EXPENDITURES
As of the Quarter Ending September 30, 2016

Department: Other Executive Offices
Agency: National Commission on Indigenous People
Operating Unit: Regional Office - CAR
Organization Code (UACS): 260210300014
Fund Cluster: 01 - Regular Agency Fund

Authorization: 01 - Current Year Appropriations

Particulars	UACS CODE	Appropriation			Allotments			Current Year Obligations							Current Year Disbursements				Balances						
		Authorized Appropriation	Adjustments (Transfer To)/From, Realignment	Adjusted Appropriations	Allotments Received	Adjustments (Withdrawal, Realignment)	Transfer To	Transfer From	Adjusted Total Allotments	1st Quarter Ending March 31	2nd Quarter Ending June 30	3rd Quarter Ending Sept 30	4th Quarter Ending Dec. 31	Total	1st Quarter Ending March 31	2nd Quarter Ending June 30	3rd Quarter Ending Sept 30	4th Quarter Ending Dec. 31	Total	Unreleased Appropriations	Unobligated Allotment	Unpaid Obligations (15-20) = (23+24)			
																						Due and Demandable	Not Yet Due and Demandable		
1	2	3	4	5(3+4)	6	7	8	9	10=(8+17)+9	11	12	13	14	15=(11+12+13+14)	16	17	18	19	20=(16+17+18+19)	21=(6-10)	22=(10-15)	23	24		
I. Agency Specific Budget																									
Specific Budgets of National Government Agencies	01101101	110,535,000.00	1,676,256.82	112,211,256.82	110,535,000.00			1,676,256.82	112,211,256.82	20,555,417.82	16,283,219.86	43,043,794.48		79,882,432.27	20,548,806.50	15,860,004.27	30,319,867.19		66,726,777.96			32,328,824.65			15,074,811.70
Receivables															24,500.00	920,642.56	180,410.00		1,125,452.56						(1,125,452.56)
Other Receivables	1030500000														24,500.00	920,642.56	180,410.00		1,125,452.56						(1,125,452.56)
Other Receivables	1030599000														24,500.00	920,642.56	180,410.00		1,125,452.56						(1,125,452.56)
Other Receivables	1030599000														24,500.00	920,642.56	180,410.00		1,125,452.56						(1,125,452.56)
Personnel Services		89,463,000.00	117,355.28	89,580,355.28	89,463,000.00			117,355.28	89,580,355.28	19,076,379.17	12,878,127.03	29,726,877.55		61,479,183.75	19,076,379.17	12,381,468.84	18,629,193.19		49,986,041.20			8,101,171.81			13,414,399.84
Salaries and Wages	5010100000	54,341,000.00	72,136.00	54,413,136.00	54,341,000.00			72,136.00	54,413,136.00	15,927,099.11	10,846,026.55	21,254,037.09		48,026,164.75	15,927,099.11	10,883,914.82	16,486,780.72		41,968,784.46			6,386,971.25			6,059,400.30
Salaries and Wages - Regular	5010101000	54,341,000.00	72,136.00	54,413,136.00	54,341,000.00			72,136.00	54,413,136.00	15,927,099.11	10,846,026.55	21,254,037.09		48,026,164.75	15,927,099.11	10,883,914.82	16,486,780.72		41,968,784.46			6,386,971.25			6,059,400.30
Basic Salary - Civilian	5010101001	54,341,000.00	72,136.00	54,413,136.00	54,341,000.00			72,136.00	54,413,136.00	15,927,099.11	10,846,026.55	21,254,037.09		48,026,164.75	15,927,099.11	10,883,914.82	16,486,780.72		41,968,784.46			6,386,971.25			6,059,400.30
Other Compensation	5010200000	13,939,000.00	8,000.00	13,947,000.00	14,076,000.00			8,000.00	14,083,000.00	2,819,280.24	1,616,486.30	7,681,857.08		12,397,323.80	2,819,280.24	1,616,486.30	2,741,267.39		7,177,023.93	(136,000.00)					7,141,587.08
Personal Economic Relief Allowance (PERA)	5010201000	4,920,000.00	8,000.00	4,928,000.00	4,920,000.00			8,000.00	4,928,000.00	1,437,826.32	1,078,000.00	1,537,257.39		4,051,083.71	1,437,826.32	1,078,000.00	1,480,997.39		3,994,783.71			876,918.28			1,537,257.39
PERA - Civilian	5010201001	4,920,000.00	8,000.00	4,928,000.00	4,920,000.00			8,000.00	4,928,000.00	1,437,826.32	1,078,000.00	1,537,257.39		4,051,083.71	1,437,826.32	1,078,000.00	1,480,997.39		3,994,783.71			876,918.28			1,537,257.39
Representation Allowance (RA)	5010202000	708,000.00		708,000.00	708,000.00				708,000.00	220,535.92	225,987.00	212,777.08		659,300.00	220,535.92	225,987.00	219,750.00		668,272.92			48,700.00			212,777.08
Representation Allowance (RA)	5010202000	708,000.00		708,000.00	708,000.00				708,000.00	220,535.92	225,987.00	212,777.08		659,300.00	220,535.92	225,987.00	219,750.00		668,272.92			48,700.00			212,777.08
Transportation Allowance (TA)	5010203000	708,000.00		708,000.00	708,000.00				708,000.00	220,918.00	224,499.30	213,882.70		659,300.00	220,918.00	224,499.30	220,650.00		665,967.30			49,000.00			213,882.70
Transportation Allowance (TA)	5010203001	708,000.00		708,000.00	708,000.00				708,000.00	220,918.00	224,499.30	213,882.70		659,300.00	220,918.00	224,499.30	220,650.00		665,967.30			49,000.00			213,882.70
Clothing/Uniform Allowance	5010204000	1,025,000.00		1,025,000.00	1,025,000.00				1,025,000.00	835,000.00	65,000.00			900,000.00	835,000.00	65,000.00			900,000.00			125,000.00			
Clothing/Uniform Allowance - Civilian	5010204001	1,025,000.00		1,025,000.00	1,025,000.00				1,025,000.00	835,000.00	65,000.00			900,000.00	835,000.00	65,000.00			900,000.00			125,000.00			
Productivity Incentive Allowance (PIA)	5010208000				1,025,000.00				1,025,000.00			785,000.00		785,000.00			785,000.00		785,000.00	(1,025,000.00)		240,000.00			
Productivity Incentive Allowance - Civilian	5010208001				1,025,000.00				1,025,000.00			785,000.00		785,000.00			785,000.00		785,000.00	(1,025,000.00)		240,000.00			
Longevity Pay (LP)	5010212000				136,000.00				136,000.00	105,000.00	25,000.00	35,000.00		165,000.00	105,000.00	25,000.00	35,000.00		165,000.00	(136,000.00)		(29,000.00)			
Longevity Pay - Civilian	5010212001				136,000.00				136,000.00	105,000.00	25,000.00	35,000.00		165,000.00	105,000.00	25,000.00	35,000.00		165,000.00	(136,000.00)		(29,000.00)			
Year End Bonus	5010214000	4,528,000.00		4,528,000.00	4,528,000.00				4,528,000.00			4,288,439.89		4,288,439.89			4,288,439.89		4,288,439.89			259,560.11			4,288,439.89
Bonus - Civilian	5010214001	4,528,000.00		4,528,000.00	4,528,000.00				4,528,000.00			4,288,439.89		4,288,439.89			4,288,439.89		4,288,439.89			259,560.11			4,288,439.89
Cash Gift	5010215000	1,025,000.00		1,025,000.00	1,025,000.00				1,025,000.00			909,500.00		909,500.00			909,500.00		909,500.00			115,500.00			909,500.00
Cash Gift - Civilian	5010215001	1,025,000.00		1,025,000.00	1,025,000.00				1,025,000.00			909,500.00		909,500.00			909,500.00		909,500.00			115,500.00			909,500.00
Other Bonuses and Allowances	5010289000	1,025,000.00		1,025,000.00															1,025,000.00						
Productivity Enhancement Incentive - Civilian	5010289012	1,025,000.00		1,025,000.00															1,025,000.00						
Personnel Benefit Contributions		1,047,000.00	1,875.00	1,048,875.00	1,047,000.00			1,875.00	1,048,875.00	328,999.82	160,855.76	510,083.40		999,938.98	328,999.82	180,855.76	332,185.08		822,040.86			48,736.02			177,898.32
Pag-IBIG Contributions	5010302000	248,000.00	400.00	248,400.00	248,000.00			400.00	248,400.00	71,900.00	35,900.00	111,400.00		219,200.00	71,900.00	35,900.00	73,800.00		181,800.00			27,200.00			37,900.00
Pag-IBIG - Civilian	5010302001	248,000.00	400.00	248,400.00	248,000.00			400.00	248,400.00	71,900.00	35,900.00	111,400.00		219,200.00	71,900.00	35,900.00	73,800.00		181,800.00			27,200.00			37,900.00
PhilHealth Contributions	5010303000	667,000.00	875.00	667,875.00	667,000.00			875.00	667,875.00	186,312.50	89,937.90	283,287.50		558,537.50	186,312.50	89,937.90	186,325.00		480,675.00	(662.50)		97,992.50			97,992.50
PhilHealth - Civilian	5010303001	667,000.00	875.00	667,875.00	667,000.00			875.00	667,875.00	186,312.50	89,937.90	283,287.50		558,537.50	186,312.50	89,937.90	186,325.00		480,675.00	(662.50)		97,992.50			97,992.50
Employees Compensation Insurance Premiums (ECIP)	5010304000	244,000.00	400.00	244,400.00	244,000.00			400.00	244,400.00	71,787.32	35,018.26	115,395.90		222,201.48	71,787.32	35,018.26	73,060.08		179,866.88			(82.50)			42,338.62
ECIP - Civilian	5010304001	244,000.00	400.00	244,400.00	244,000.00			400.00	244,400.00	71,787.32	35,018.26	115,395.90		222,201.48	71,787.32	35,018.26	73,060.08		179,866.88			(82.50)			42,338.62
Other Personnel Benefits		136,000.00	35,544.28	171,544.28				35,544.28	35,544.28			57,566.42		57,566.42			20,212.18		20,212.18	136,000.00		(20,212.18)			35,544.28
Terminal Leave Benefits	5010403000		35,544.28	35,544.28				35,544.28	35,544.28			57,566.42		57,566.42			20,212.18		20,212.18	136,000.00		(20,212.18)			35,544.28
Terminal Leave Benefits - Civilian	5010403001		35,544.28	35,544.28				35,544.28	35,544.28			57,566.42		57,566.42			20,212.18		20,212.18	136,000.00		(20,212.18)			

Particulars	UACS CODE	Appropriation		Allotments			Current year Obligations				Current year Disbursements				Balances											
		Authorized Appropriation	Adjustments (Transfer To/From, Realignment)	Adjusted Appropriations	Allotments Received	Adjustments (Withdrawal, Realignment)	Transfer To	Transfer From	Adjusted Total Allotments	1st Quarter Ending March 31	2nd Quarter Ending June 30	3rd Quarter Ending Sept. 30	4th Quarter Ending Dec. 31	Total	1st Quarter Ending March 31	2nd Quarter Ending June 30	3rd Quarter Ending Sept. 30	4th Quarter Ending Dec. 31	Total	Unreleased Appropriations	Unobligated Allotment	Unpaid Obligations (18-20) = (23-24)				
		3	4	5=(3+4)	6	7	8	9	10=(6+7-8+9)	11	12	13	14	15=(11+12+13+14)	16	17	18	19	20=(16+17+18+19)	21=(5-10)	22=(10-15)	23	24			
Information and Communications Technology Equipment	5020321003																7,415.00	7,415.00					(7,415.00)			
Semi-Expendable Furniture, Fixtures and Books Expenses	5020322000																66,803.50	66,803.50					(66,803.50)			
Semi-Expendable Furniture, Fixtures and Books Expenses	5020322000																66,803.50	66,803.50					(66,803.50)			
Utility Expenses	5020400000	307,000.00		307,000.00	307,000.00				307,000.00	37,351.81	83,181.32	89,872.21		180,205.34	37,351.81	83,273.28	89,247.20	188,872.29			118,784.66		1,333.05			
Water Expenses	5020401000	22,000.00		22,000.00	22,000.00				22,000.00	2,542.95	27,010.95	12,847.52		42,401.12	2,542.95	27,528.10	11,422.81	41,491.26			(20,401.12)		809.88			
Water Expenses	5020401000	22,000.00		22,000.00	22,000.00				22,000.00	2,542.95	27,010.95	12,847.52		42,401.12	2,542.95	27,528.10	11,422.81	41,491.26			(20,401.12)		809.88			
Electricity Expenses	5020402000	285,000.00		285,000.00	285,000.00				285,000.00	34,809.16	56,170.37	66,824.89		147,804.22	34,809.16	56,747.18	68,824.89	147,381.03			137,198.78		423.19			
Electricity Expenses	5020402000	285,000.00		285,000.00	285,000.00				285,000.00	34,809.16	56,170.37	66,824.89		147,804.22	34,809.16	56,747.18	68,824.89	147,381.03			137,198.78		423.19			
Communication Expenses	5020500000	1,078,000.00	15,552.00	1,093,552.00	1,078,000.00			15,552.00	1,093,552.00	99,875.32	151,786.82	151,395.22		309,857.18	90,288.51	133,368.88	153,011.29	376,844.48			891,694.84		23,212.68			
Postage and Courier Services	5020501000	136,000.00		136,000.00	136,000.00				136,000.00	20,795.42	38,473.00	35,701.00		92,969.42	17,831.50	38,473.00	35,701.00	89,805.50			42,030.88		3,163.92			
Postage and Courier Services	5020501000	136,000.00		136,000.00	136,000.00				136,000.00	20,795.42	38,473.00	35,701.00		92,969.42	17,831.50	38,473.00	35,701.00	89,805.50			42,030.88		3,163.92			
Telephone Expenses	5020502000	821,000.00	15,552.00	836,552.00	821,000.00		15,552.00		836,552.00	89,475.90	93,978.82	94,945.84		258,400.86	65,232.01	75,668.88	96,682.01	237,352.80			578,151.34		21,047.78			
Mobile	5020502001	437,000.00	15,552.00	452,552.00	437,000.00		15,552.00		452,552.00	17,486.00	53,218.71	33,137.17		103,810.88	17,619.82	34,798.77	33,854.23	86,372.92			348,741.12		17,437.98			
Landline	5020502002	384,000.00		384,000.00	384,000.00				384,000.00	62,020.90	40,760.11	61,808.77		154,589.78	47,612.09	40,760.11	62,807.78	160,979.88			229,410.22		3,609.80			
Internet Subscription Expenses	5020503000	120,000.00		120,000.00	120,000.00				120,000.00	6,404.00	21,334.80	20,748.28		48,487.08	7,403.00	21,334.80	20,748.28	48,486.08			71,512.92		(899.00)			
Internet Subscription Expenses	5020503000	120,000.00		120,000.00	120,000.00				120,000.00	6,404.00	21,334.80	20,748.28		48,487.08	7,403.00	21,334.80	20,748.28	48,486.08			71,512.92		(899.00)			
Confidential, Intelligence and Extraordinary Expenses	5021000000	99,000.00		99,000.00	99,000.00				99,000.00	32,800.00	16,400.00	49,200.00		98,400.00	32,800.00	16,400.00	49,200.00	98,400.00			800.00		800.00			
Extraordinary and Miscellaneous Expenses	5021003000	99,000.00		99,000.00	99,000.00				99,000.00	32,800.00	16,400.00	49,200.00		98,400.00	32,800.00	16,400.00	49,200.00	98,400.00			800.00		800.00			
Extraordinary and Miscellaneous Expenses	5021003000	99,000.00		99,000.00	99,000.00				99,000.00	32,800.00	16,400.00	49,200.00		98,400.00	32,800.00	16,400.00	49,200.00	98,400.00			800.00		800.00			
Professional Services	5021100000	1,059,000.00	170,500.00	1,229,500.00	1,059,000.00			170,500.00	1,229,500.00	145,818.00	148,172.40	391,590.83		888,581.23	145,818.00	148,172.40	174,300.87	468,936.87			542,918.77		219,844.56			
Legal Services	5021101000	15,000.00		15,000.00	15,000.00				15,000.00		1,000.00	2,100.00		3,100.00		1,000.00	2,100.00	3,100.00			11,800.00					
Legal Services	5021101000	15,000.00		15,000.00	15,000.00				15,000.00		1,000.00	2,100.00		3,100.00		1,000.00	2,100.00	3,100.00			11,800.00					
Other Professional Services	5021188000	1,044,000.00	170,500.00	1,214,500.00	1,044,000.00			170,500.00	1,214,500.00	145,818.00	148,172.40	389,490.83		885,481.23	145,818.00	148,172.40	172,200.87	465,836.87			531,018.77		219,844.56			
Other Professional Services	5021188000	1,044,000.00	170,500.00	1,214,500.00	1,044,000.00			170,500.00	1,214,500.00	145,818.00	148,172.40	389,490.83		885,481.23	145,818.00	148,172.40	172,200.87	465,836.87			531,018.77		219,844.56			
General Services	5021200000	48,000.00		48,000.00	48,000.00				48,000.00															48,000.00		
Janitorial Services	5021202000	48,000.00		48,000.00	48,000.00				48,000.00																48,000.00	
Janitorial Services	5021202000	48,000.00		48,000.00	48,000.00				48,000.00																48,000.00	
Repairs and Maintenance	5021300000	384,000.00	5,416.66	389,416.66	384,000.00			5,416.66	389,416.66	1,860.00	80,035.00	85,840.00		167,555.00	4,710.00	77,245.00	148,093.00	230,038.00			221,861.66		(82,483.00)			
Repairs and Maintenance - Machinery and Equipment	5021305000	280,000.00		280,000.00	280,000.00				280,000.00	1,690.00	7,110.00	8,165.00		16,865.00	1,590.00	4,790.00	70,808.00	76,986.00			243,135.00		(80,123.00)			
Office Equipment	5021305002	70,000.00		70,000.00	70,000.00				70,000.00							440.00	89,858.00	70,298.00			70,000.00		(70,298.00)			
Information and Communication Technology Equipment	5021305003	155,000.00		155,000.00	155,000.00				155,000.00	1,580.00	7,110.00	8,165.00		16,865.00	1,580.00	4,350.00	750.00	6,890.00			138,135.00		10,175.00			
Communication Equipment	5021305007	20,000.00		20,000.00	20,000.00				20,000.00															20,000.00		
Other Machinery and Equipment	5021305099	15,000.00		15,000.00	15,000.00				15,000.00																15,000.00	
Repairs and Maintenance - Transportation Equipment	5021306000	124,000.00		124,000.00	124,000.00				124,000.00	280.00	72,485.00	77,475.00		150,250.00	3,120.00	72,455.00	77,475.00	153,050.00			(26,250.00)		(2,800.00)			
Motor Vehicles	5021306001	124,000.00		124,000.00	124,000.00				124,000.00	280.00	72,485.00	77,475.00		150,250.00	3,120.00	72,455.00	77,475.00	153,050.00			(26,250.00)		(2,800.00)			
Repairs and Maintenance - Leased Assets Improvements	5021309000		5,416.66	5,416.66				5,416.66				440.00		440.00											440.00	
Buildings	5021309002		5,416.66	5,416.66				5,416.66				440.00		440.00											440.00	
Taxes, Insurance Premiums and Other Fees	5021500000	199,000.00		199,000.00	199,000.00				199,000.00	1,500.00	4,947.25			6,447.25	1,500.00	4,947.25		6,447.25			192,552.75					
Taxes, Duties and Licenses	5021601000	77,000.00		77,000.00	77,000.00				77,000.00																77,000.00	
Taxes, Duties and Licenses	5021601001	77,000.00		77,000.00	77,000.00				77,000.00																	77,000.00
Fidelity Bond Premiums	5021602000	81,000.00		81,000.00	81,000.00				81,000.00	1,800.00				1,800.00	1,800.00			1,800.00			49,500.00				49,500.00	
Fidelity Bond Premiums	5021602000	81,000.00		81,000.00	81,000.00				81,000.00	1,800.00				1,800.00	1,800.00			1,800.00			49,500.00				49,500.00	
Insurance Expenses	5021603000	71,000.00		71,000.00	71,000.00				71,000.00		4,947.25			4,947.25		4,947.25		4,947.25			66,052.75				66,052.75	
Insurance Expenses	5021603000	71,000.00		71,000.00	71,000.00				71,000.00		4,947.25			4,947.25		4,947.25		4,947.25			66,052.75				66,052.75	
Other Maintenance and Operating Expenses	5029900000	3,082,000.00	770,173.34	3,852,173.34	3,082,000.00			770,173.34	3,852,173.34	974,143.92	894,048.46	488,946.62		2,357,138.90	980,584.70	816,638.46	440,181.62	2,216,401.78			1,498,037.44		140,734.12			
Advertising Expenses	5029901000	30,000.00		30,000.00	30,000.00																					


Particulars	UACS CCDE	Appropriation			Allotments			Current Year Obligations				Current Year Disbursements				Balances								
		Authorized Appropriation	Adjustments (Transfer To/From, Realignment)	Adjusted Appropriations	Allotments Received	Adjustments (Withdrawal, Realignment)	Transfer To	Transfer From	Adjusted Total Allotments	1st Quarter Ending March 31	2nd Quarter Ending June 30	3rd Quarter Ending Sept 30	4th Quarter Ending Dec. 31	Total	1st Quarter Ending March 31	2nd Quarter Ending June 30	3rd Quarter Ending Sept 30	4th Quarter Ending Dec. 31	Total	Unreleased Appropriations	Unobligated Allotment	Unpaid Obligations (18-20) = (23+24)		
1	2	3	4	5=(3+4)	6	7	8	9	10=(9+(-17)+9)	11	12	13	14	15=(11+12+13+14)	16	17	18	19	20=(16+17+18+19)	21=(5-10)	22=(10-15)	23	24	
II. Automatic Appropriations																								
Retirement and Life Insurance Premiums	01104102	6,521,000.00	454,616.32	6,975,616.32	6,521,000.00			454,616.32	6,975,616.32	1,975,347.98	869,390.16	3,216,837.68		6,061,575.82	1,975,347.98	869,390.16	2,205,116.98		6,049,855.14		914,040.80		1,011,720.68	
Personnel Services		6,521,000.00	454,616.32	6,975,616.32	6,521,000.00			454,616.32	6,975,616.32	1,975,347.98	869,390.16	3,216,837.68		6,061,575.82	1,975,347.98	869,390.16	2,205,116.98		6,049,855.14		914,040.80		1,011,720.68	
Personnel Benefit Contributions	5010300000	6,521,000.00	454,616.32	6,975,616.32	6,521,000.00			454,616.32	6,975,616.32	1,975,347.98	869,390.16	3,216,837.68		6,061,575.82	1,975,347.98	869,390.16	2,205,116.98		6,049,855.14		914,040.80		1,011,720.68	
Retirement and Life Insurance Premiums	5010301000	6,521,000.00	454,616.32	6,975,616.32	6,521,000.00			454,616.32	6,975,616.32	1,975,347.98	869,390.16	3,216,837.68		6,061,575.82	1,975,347.98	869,390.16	2,205,116.98		6,049,855.14		914,040.80		1,011,720.68	
Retirement and Life Insurance Premiums	5010301000	6,521,000.00	454,616.32	6,975,616.32	6,521,000.00			454,616.32	6,975,616.32	1,975,347.98	869,390.16	3,216,837.68		6,061,575.82	1,975,347.98	869,390.16	2,205,116.98		6,049,855.14		914,040.80		1,011,720.68	
III. Special Purpose Fund																								
Miscellaneous Personnel Benefits Fund	01101406		8,841,361.00	8,841,361.00	4,797,271.00			4,044,090.00	8,841,361.00	829,475.85	6,284,189.49	404,029.89		7,517,695.23	829,475.85	6,110,893.28	318,513.10		7,266,582.23		1,323,668.77		282,113.00	
Personnel Services			8,841,361.00	8,841,361.00	4,797,271.00			4,044,090.00	8,841,361.00	829,475.85	6,284,189.49	404,029.89		7,517,695.23	829,475.85	6,110,893.28	318,513.10		7,266,582.23		1,323,668.77		282,113.00	
Salaries and Wages	5010100000		2,801,631.58	2,801,631.58				2,801,631.58	2,801,631.58		1,122,787.03	1,109,266.78		2,228,053.81		922,261.18	1,306,802.63		2,228,053.81		573,577.77			
Salaries and Wages - Regular	5010101000		2,801,631.58	2,801,631.58				2,801,631.58	2,801,631.58		1,122,787.03	1,109,266.78		2,228,053.81		922,261.18	1,306,802.63		2,228,053.81		573,577.77			
Basic Salary - Civilian	5010101001		2,801,631.58	2,801,631.58				2,801,631.58	2,801,631.58		1,122,787.03	1,109,266.78		2,228,053.81		922,261.18	1,306,802.63		2,228,053.81		573,577.77			
Other Compensation	5010200000		5,108,971.00	5,108,971.00	4,797,271.00			309,700.00	5,108,971.00		4,094,770.00	282,113.00		4,356,883.00		4,094,770.00				4,094,770.00		750,088.00		282,113.00
Year End Bonus	5010214000		309,700.00	309,700.00				309,700.00	309,700.00			282,113.00		282,113.00						282,113.00		47,587.00		282,113.00
Bonus - Civilian	5010214001		309,700.00	309,700.00				309,700.00	309,700.00			282,113.00		282,113.00						282,113.00		47,587.00		282,113.00
Other Bonuses and Allowances	5010298000		4,797,271.00	4,797,271.00	4,797,271.00				4,797,271.00		4,094,770.00			4,094,770.00		4,094,770.00			4,094,770.00		702,501.00			
Mid-Year Bonus - Civilian	5010298038		4,797,271.00	4,797,271.00	4,797,271.00				4,797,271.00		4,094,770.00			4,094,770.00		4,094,770.00			4,094,770.00		702,501.00			
Personnel Benefit Contributions	5010300000		8,760.00	8,760.00				8,760.00	8,760.00	31,476.55	146,505.04	(169,221.89)		8,760.00	31,476.55	136,523.64	(169,240.09)		8,760.00					
PHHealth Contributions	5010303000		7,500.00	7,500.00				7,500.00	7,500.00		5,562.50	1,937.50		7,500.00		7,500.00			7,500.00					
PHHealth - Civilian	5010303001		7,500.00	7,500.00				7,500.00	7,500.00		5,562.50	1,937.50		7,500.00		7,500.00			7,500.00					
Employees Compensation Insurance Premiums (EPIP)	5010304000		1,260.00	1,260.00				1,260.00	1,260.00		5,419.00	(4,159.00)		1,260.00		1,260.00			1,260.00					
EPIP - Civilian	5010304001		1,260.00	1,260.00				1,260.00	1,260.00		5,419.00	(4,159.00)		1,260.00		1,260.00			1,260.00					
Other Personnel Benefits	5010400000		923,998.42	923,998.42				923,998.42	923,998.42	797,999.30	920,127.42	(794,128.30)		923,998.42	797,999.30	988,048.66	(832,049.44)		923,998.42					
Other Personnel Benefits	5010499000		923,998.42	923,998.42				923,998.42	923,998.42	797,999.30	920,127.42	(794,128.30)		923,998.42	797,999.30	988,048.66	(832,049.44)		923,998.42					
Lump-sum for Compensation Adjustment	5010499006		914,708.42	914,708.42				914,708.42	914,708.42	797,999.30	914,708.42	(797,999.30)		914,708.42	797,999.30	988,048.66	(841,339.44)		914,708.42					
Lump-sum for Step Increments - Length of Service	5010499010		9,290.00	9,290.00				9,290.00	9,290.00		5,419.00	3,871.00		9,290.00		9,290.00			9,290.00					
Pension and Gratuity Fund	01101407		383,309.00	383,309.00	383,309.00				383,309.00		333,646.47	29,863.00		383,308.47					383,308.47					
Personnel Services			383,309.00	383,309.00	383,309.00				383,309.00		333,646.47	29,863.00		383,308.47					383,308.47					
Other Personnel Benefits	5010400000		383,309.00	383,309.00	383,309.00				383,309.00		333,646.47	29,863.00		383,308.47					383,308.47					
Terminal Leave Benefits	5010403000		383,309.00	383,309.00	383,309.00				383,309.00		333,646.47	29,863.00		383,308.47					383,308.47					
Terminal Leave Benefits - Civilian	5010403001		383,309.00	383,309.00	383,309.00				383,309.00		333,646.47	29,863.00		383,308.47					383,308.47					
GRAND TOTAL																								
Grand Total		117,066,000.00	11,335,543.24	128,391,543.24	122,216,580.00			6,174,963.24	128,391,543.24	23,360,241.76	23,770,446.00	46,894,325.04		83,825,011.76	23,353,630.33	22,839,987.73	33,203,905.74		79,397,523.80		34,566,531.45		16,348,746.38	

Certified Correct:


 LADIP REGINA
 Agency Budget Officer


Date: 11/Nov/2016

Certified Correct:


 Jasmin Gamay D. Lumiqued
 Accountant III


Date:

Recommended By:


 Nora T. Chulipa
 Chief Admin. Officer

Date: 11/Nov/2016

Approved By:


 Atty. Roland P. Calde
 Head of Agency or Authorized Representative

Date: 11/Nov/2016