

**STATEMENT OF APPROPRIATIONS, ALLOTMENTS, OBLIGATIONS, DISBURSEMENTS AND BALANCES**  
As of the Quarter Ending **September 30, 2016**


**Department: Other Executive Offices**  
**Agency: National Commission on Indigenous People**  
**Operating Unit: Regional Office - CAR**  
**Organization Code (UACS): 260210300014**  
**Fund Cluster: 01 - Regular Agency Fund**

**Authorization: 01 - Current Year Appropriations**


Particulars	UACS CODE	Appropriation			Allotments			Current Year Obligations							Current Year Disbursements				Balances				
		Authorized Appropriation	Adjustments (Transfer To)/From, Realignment	Adjusted Appropriations	Allotments Received	Adjustments (Withdrawal, Realignment)	Transfer To	Transfer From	Adjusted Total Allotments	1st Quarter Ending March 31	2nd Quarter Ending June 30	3rd Quarter Ending Sept. 30	4th Quarter Ending Dec. 31	Total	1st Quarter Ending June 31	2nd Quarter Ending June 30	3rd Quarter Ending Sept. 30	4th Quarter Ending Dec. 31	Total	Unreleased Appropriations	Unobligated Allotment	Unpaid Obligations (15-20) = (23+24)	
1	2	3	4	5=(3+4)	6	7	8	9	10=(8+7+9)	11	12	13	14	15=(11+12+13+14)	16	17	18	19	20=(16+17+18+19)	21=(3-10)	22=(10-18)	23	24
<b>I. Agency Specific Budget</b>																							
<b>Specific Budgets of National Government Agencies</b>																							
General Administration and Support	00000100000000	5,680,000.00	195,486.92	5,775,486.92	5,680,000.00			195,486.92	5,775,486.92	1,385,916.26	2,439,136.77	1,000,463.19		4,825,516.21	1,339,074.83	2,317,786.87	904,842.22		4,561,673.92		949,940.71		283,842.29
General Management and Supervision	1030010001000000	5,680,000.00	195,486.92	5,775,486.92	5,680,000.00			195,486.92	5,775,486.92	1,385,916.26	2,439,136.77	1,000,463.19		4,825,516.21	1,339,074.83	2,317,786.87	904,842.22		4,561,673.92		949,940.71		283,842.29
PS			117,355.26	117,355.26				117,355.26	117,355.26	81,811.00	36,544.26			117,355.26	81,811.00	36,544.26			117,355.26				
MOOE		4,781,000.00	78,101.66	4,859,101.66	4,781,000.00			78,101.66	4,859,101.66	1,304,105.26	1,804,592.51	1,000,463.19		3,809,160.95	1,257,263.83	1,483,212.61	904,842.22		3,846,318.66		949,940.71		283,842.29
CO		799,000.00		799,000.00	799,000.00				799,000.00					799,000.00					799,000.00				
Operations	0000030000000000	104,855,000.00	1,480,800.00	106,435,800.00	104,855,000.00			1,480,800.00	106,435,800.00	19,169,501.67	14,649,526.15	41,237,789.24		75,056,816.06	19,209,731.67	14,836,840.22	28,421,532.16		62,167,104.04		31,378,683.94		12,899,812.02
MFO 1: INDIGENOUS PEOPLE AND CULTURAL COMMUNITIES POLICY SERVICE	0000030100000000	69,463,000.00		69,463,000.00	69,463,000.00				69,463,000.00	18,993,666.17	13,448,124.83	28,920,136.49		61,361,828.49	18,993,666.17	13,339,617.40	17,836,900.37		49,868,686.94		8,101,171.51		11,493,142.66
Policy formulation, planning and coordination of socio-economic and cultural development projects	2420030101000000	69,463,000.00		69,463,000.00	69,463,000.00				69,463,000.00	18,993,666.17	13,448,124.83	28,920,136.49		61,361,828.49	18,993,666.17	13,339,617.40	17,836,900.37		49,868,686.94		8,101,171.51		11,493,142.66
PS		69,463,000.00		69,463,000.00	69,463,000.00				69,463,000.00	18,993,666.17	13,448,124.83	28,920,136.49		61,361,828.49	18,993,666.17	13,339,617.40	17,836,900.37		49,868,686.94		8,101,171.51		11,493,142.66
MFO 3: HUMAN AND ECONOMIC DEVELOPMENT SERVICES	0000030300000000	32,760,000.00	1,473,500.00	34,233,500.00	32,760,000.00			1,473,500.00	34,233,500.00	4,070.00	301,566.00	11,931,710.75		12,237,366.75	30,470.00	303,260.00	10,677,969.28		10,911,679.28		21,999,131.25		1,325,669.47
Assistance to Ancestral Domain Sustainable Development and Protection Plan (ADSDPP) formulation	2880030301000000	301,000.00		301,000.00	301,000.00				301,000.00		281,610.00			281,610.00		281,610.00			281,610.00		19,390.00		
MOOE		301,000.00		301,000.00	301,000.00				301,000.00		281,610.00			281,610.00		281,610.00			281,610.00		19,390.00		
Socio-Economic Services	1810030302000000		1,451,000.00	1,451,000.00				1,451,000.00	1,451,000.00										1,451,000.00				
MOOE			1,451,000.00	1,451,000.00				1,451,000.00	1,451,000.00										1,451,000.00				
IP Education and Advocacy Program	2850030303000000	30,580,000.00		30,580,000.00	30,580,000.00				30,580,000.00	4,070.00	19,978.00	11,429,248.55		11,449,297.55	30,470.00	21,640.00	10,072,724.08		10,124,834.08		18,110,702.45		1,324,463.47
MOOE		30,580,000.00		30,580,000.00	30,580,000.00				30,580,000.00	4,070.00	19,978.00	11,429,248.55		11,449,297.55	30,470.00	21,640.00	10,072,724.08		10,124,834.08		18,110,702.45		1,324,463.47
IP Culture Program	2420030304000000	801,000.00		801,000.00	801,000.00				801,000.00										801,000.00				
MOOE		801,000.00		801,000.00	801,000.00				801,000.00										801,000.00				
IP Health Program and Services	2240030305000000	1,288,000.00	22,500.00	1,320,500.00	1,288,000.00			22,500.00	1,320,500.00			509,481.20		509,481.20			505,235.20		505,235.20		814,036.80		1,228.00
MOOE		1,288,000.00	22,500.00	1,320,500.00	1,288,000.00			22,500.00	1,320,500.00			509,481.20		509,481.20			505,235.20		505,235.20		814,036.80		1,228.00
MFO 4: INDIGENOUS PEOPLES RIGHTS PROTECTION SERVICES	0000030400000000	2,732,000.00	7,300.00	2,739,300.00	2,732,000.00			7,300.00	2,739,300.00	171,883.50	889,812.32	385,843.00		1,457,718.82	186,893.50	883,072.82	307,872.60		1,388,738.82		1,281,581.16		70,880.00
Self-governance & empowerment	2880030401000000	749,000.00		749,000.00	749,000.00				749,000.00		2,860.00	73,428.00		76,388.00			72,988.00		72,988.00		872,612.00		3,420.00
MOOE		749,000.00		749,000.00	749,000.00				749,000.00		2,860.00	73,428.00		76,388.00			72,988.00		72,988.00		872,612.00		3,420.00
IP Rights Advocacy and Monitoring of Treaty Obligations	2880030402000000	87,000.00		87,000.00	87,000.00				87,000.00										87,000.00		87,000.00		
MOOE		87,000.00		87,000.00	87,000.00				87,000.00										87,000.00		87,000.00		
Legal Services	2880030403000000	589,000.00	2,500.00	591,500.00	589,000.00			2,500.00	591,500.00		345,772.56	(49,874.00)		295,898.56		341,882.56	18,126.00		360,018.56		275,601.44		(84,120.00)
MOOE		589,000.00	2,500.00	591,500.00	589,000.00			2,500.00	591,500.00		345,772.56	(49,874.00)		295,898.56		341,882.56	18,126.00		360,018.56		275,601.44		(84,120.00)
Adjudication Services	2880030404000000	1,327,000.00	4,800.00	1,331,800.00	1,327,000.00			4,800.00	1,331,800.00	171,883.50	551,179.76	362,369.00		1,085,432.26	185,893.50	551,180.26	216,878.50		993,752.26		246,387.74		131,680.00
MOOE		1,327,000.00	4,800.00	1,331,800.00	1,327,000.00			4,800.00	1,331,800.00	171,883.50	551,179.76	362,369.00		1,085,432.26	185,893.50	551,180.26	216,878.50		993,752.26		246,387.74		131,680.00
Sub-Total, Agency-Specific		110,935,000.00	1,876,256.92	112,211,256.92	110,935,000.00			1,876,256.92	112,211,256.92	20,955,417.92	17,088,781.92	42,238,252.43		79,882,432.27	20,548,806.50	16,853,697.09	29,326,374.37		66,728,777.96		32,328,824.85		13,153,654.31
PS		89,463,000.00	117,355.26	89,580,355.26	89,463,000.00			117,355.26	89,580,355.26	19,075,379.17	13,483,689.09	28,920,136.49		61,479,183.75	19,075,379.17	13,375,051.66	17,836,900.37		49,868,041.20		8,101,171.51		11,493,142.66
MOOE		40,273,000.00	1,558,801.66	41,831,801.66	40,273,000.00			1,558,801.66	41,831,801.66	1,480,036.75	2,808,092.83	13,318,118.94		17,604,248.52	1,473,427.33	2,879,535.43	11,780,774.00		15,943,738.78		24,227,653.14		1,680,511.78
Fm Ex																							
CO		799,000.00		799,000.00	799,000.00				799,000.00		799,000.00			799,000.00		799,000.00			799,000.00				
<b>II. Automatic Appropriations</b>																							
Retirement and Life Insurance Premiums	01104102																						
Operations	0000030000000000	6,521,000.00	454,616.32	6,975,616.32	6,521,000.00			454,616.32	6,975,616.32	1,975,347.98	710,408.10	3,375,818.74		6,061,575.82	1,975,347.98	869,380.18	2,205,116.88		5,049,855.14		914,040.50		1,011,720.68
MFO 1: INDIGENOUS PEOPLE AND CULTURAL COMMUNITIES POLICY SERVICE	0000030100000000	6,521,000.00	454,616.32	6,975,616.32	6,521,000.00			454,616.32	6,975,616.32	1,975,347.98	710,408.10	3,375,818.74		6,061,575.82	1,975,347.98	869,380.18	2,205,116.88		5,049,855.14		914,040.50		1,011,720.68
Policy formulation, planning and coordination of socio-economic and cultural development projects	2420030101000000	6,521,000.00	454,616.32	6,975,616.32	6,521,000.00			454,616.32	6,975,616.32	1,975,347.98	710,408.10	3,375,818.74		6,061,575.82	1,975,347.98	869,380.18	2,205,116.88		5,049,855.14		914,040.50		1,011,720.68
PS		6,521,000.00	454,616.32	6,975,616.32	6,521,000.00			454,616.32	6,975,616.32	1,975,347.98	710,408.10	3,375,818.74		6,061,575.82	1,975,347.98	869,380.18	2,205,116.88		5,049,855.14		914,040.50		1,011,720.68
Sub-Total, Automatic Appropriations		6,521,000.00	454,616.32	6,975,616.32	6,521,000.00			454,616.32	6,975,616.32	1,975,347.98	710,408.10	3,375,818.74		6,061,575.82	1,975,347.98	869,380.18	2,205,116.88						

Particulars	UACS CODE	Appropriation		Allotments				Current Year Utilizations				Current Year Disbursements				Balances								
		Authorized Appropriation	Adjustments (Transfer To/From, Realignment)	Adjusted Appropriations	Allotments Received	Adjustments (Withdrawal, Realignment)	Transfer To	Transfer From	Adjusted Total Allotments	1st Quarter Ending March 31	2nd Quarter Ending June 30	3rd Quarter Ending Sept. 30	4th Quarter Ending Dec. 31	Total	1st Quarter Ending March 31	2nd Quarter Ending June 30	3rd Quarter Ending Sept. 30	4th Quarter Ending Dec. 31	Total	Unreleased Appropriations	Unobligated Allotment	Unpaid Obligations (18-20) = (23+24)		
1	2	3	4	5=(3+4)	6	7	8	9	10=(8+(-))7-8+9	11	12	13	14	15=(11+12+13+14)	16	17	18	19	20=(15+16+17+18+19)	21=(5-10)	22=(10-14)	23	24	
For payment of retirement and terminal leave benefits	282009080200000		363,309.00	363,309.00	363,309.00				363,309.00		333,645.47	29,663.00		363,308.47		333,645.47	29,663.00		363,308.47					
PS			363,309.00	363,309.00	363,309.00				363,309.00		333,645.47	29,663.00		363,308.47		333,645.47	29,663.00		363,308.47					
Sub-Total, SPF			9,204,670.00	9,204,670.00	5,180,580.00			4,044,090.00	9,204,670.00	829,475.88	5,971,274.98	1,080,282.87		7,881,003.70	829,475.88	5,117,000.46	1,672,414.39		7,619,890.70		1,323,688.30		282,113.00	
PS			9,204,670.00	9,204,670.00	5,180,580.00			4,044,090.00	9,204,670.00	829,475.88	5,971,274.98	1,080,282.87		7,881,003.70	829,475.88	5,117,000.46	1,672,414.39		7,619,890.70		1,323,688.30		282,113.00	
MOOE																								
Fn Ex																								
CO																								
GRAND TOTAL		117,056,000.00	11,335,543.24	128,391,543.24	122,216,580.00			6,174,963.24	128,391,543.24	23,360,241.75	23,770,445.00	46,694,325.04		93,825,011.79	23,353,630.33	22,839,987.73	33,203,905.74		79,397,523.80		34,566,531.45		14,427,487.99	
PS		75,984,000.00	9,776,641.68	85,760,641.68	81,144,580.00			4,616,061.68	85,760,641.68	21,880,203.00	20,169,362.17	33,376,206.10		75,421,783.27	21,880,203.00	19,361,462.30	21,413,131.74		62,694,787.04		10,336,876.31		12,766,876.23	
MOOE		40,273,000.00	1,558,901.66	41,831,901.66	40,273,000.00			1,558,901.66	41,831,901.66	1,480,036.75	2,806,092.83	13,318,116.94		17,604,246.62	1,473,427.33	2,679,535.43	11,790,774.00		15,943,736.76		24,227,683.14		1,660,511.76	
Fn Ex																								
CO		799,000.00		799,000.00	799,000.00				799,000.00		799,000.00			799,000.00		799,000.00			799,000.00					


Certified Correct:

  
LADIP REGINA  
 Budget Officer  
 Date: 11/Nov/2016


Certified Correct:

  
Jasmin Gamay D. Lumigued  
 Accountant III  
 Date:

Recommended By:

  
Nera T. Chulipa  
 Chief Adm. Officer  
 Date: 11/Nov/2016

Approved By:

  
Atty. Roland P. Calde  
 Agency Head/Department  
 Date: 11/Nov/2016